

Light Duty Regulators, Single Stage



SR 5 Series Regulators Single Stage • Light Duty





SR5

 Listed
Conforms to
CGA E-4

SAMPLE ORDERING INFORMATION

Model No.	Delivery Range	CGA Inlet Connection
SR 5	60	540

Gas Service	Model No.	Pressure Range (PSIG)	Part No.
Oxygen CO ₂ Inert Gas	SR5-60-540	4-60	0780-2520
	SR5-60-540-CS	4-60	0387-0250
	SR5B-320 	2-40	0780-2544
	SR5B-580 	2-40	0780-2537
Acetylene	SR6-15-200	2-15	0780-2524
	SR6-15-300		0780-2522
	SR6-15-510		0780-2521
	SR6-15-510-CS		0387-0251
	SR6-15-520		0780-2523

Delivery Range Key:


15 2-15 PSIG (A Range)

40 4-40 PSIG (B Range)

60 4-60 PSIG (C Range)

CS Clamshell pkg.

Outlet Connections: 9/16" - 18 (M)

 = 5/8" - 18 (F)

APPLICATION & USES

SR 5 Series

- Light duty capacity
- Light weight, compact
- Models available for various gas services
- Single stage design. See illus. page 5, section A.

Dimensions: 4-3/4" W x 4-1/4" H x 3-1/4" D
(12 cm x 11 cm x 8 cm)

Weight: 1 lb. 12 oz. (.87 kg)

DESIGN/CONSTRUCTION

- Machined brass body and cap
- 1-1/2" gauges
- Stem type seat assembly
- 1-1/4" diaphragm
- Internal self reseating diaphragm relief valve
(No relief valve is needed on SR 6)
- Sintered inlet filter

SPECIFICATIONS PERFORMANCE

Maximum Inlet3000 PSIG

Delivery RangeSee chart

MATERIALS

Body.....Machined Brass

Diaphragm.....Neoprene

Housing CapMachined Brass

Inlet Filter..... Bronze

NOTE: Regulators will deliver at least the stated upper range at no flow and in some cases may exceed the stated upper range.